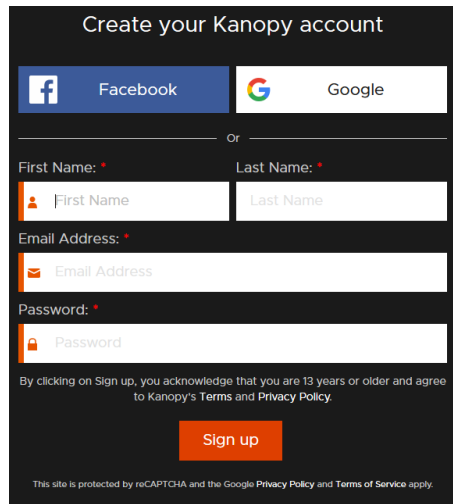


Want to stream movies for free?

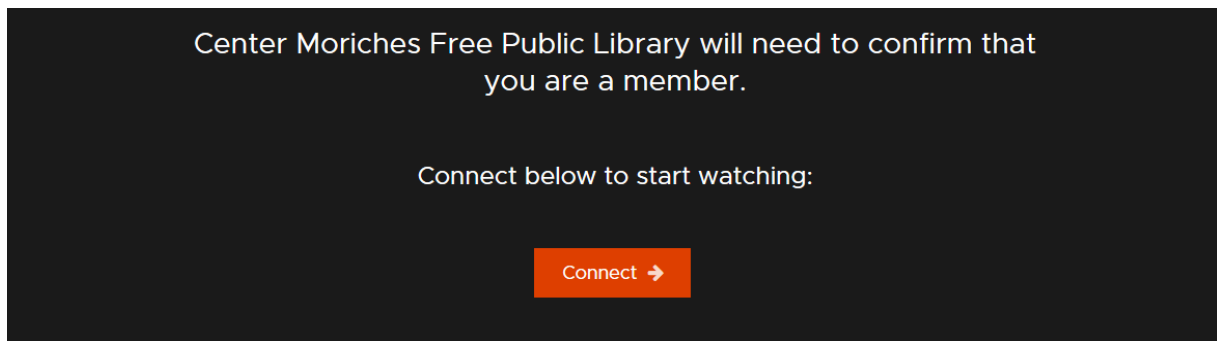
Kanopy Has You Covered

- 1) Go to centermoriches.kanopy.com and click "Sign Up"
- 2) Enter your information or log in with either your Google or Facebook account



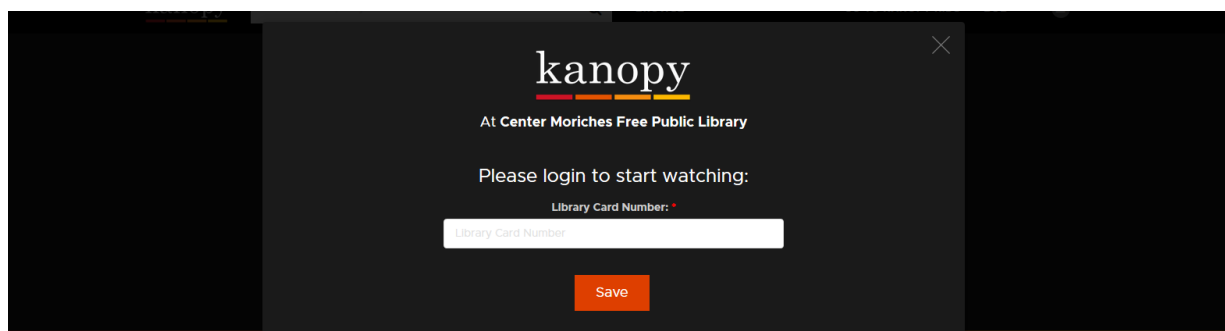
The screenshot shows a dark-themed form titled "Create your Kanopy account". At the top, there are two buttons for "Facebook" and "Google". Below these is a horizontal line with the word "or" in the center. The form contains four input fields: "First Name" and "Last Name" (each with a small person icon), "Email Address" (with an envelope icon), and "Password" (with a lock icon). Below the fields is a line of text: "By clicking on Sign up, you acknowledge that you are 13 years or older and agree to Kanopy's Terms and Privacy Policy." At the bottom of the form is an orange "Sign up" button. A small footer note at the very bottom reads: "This site is protected by reCAPTCHA and the Google Privacy Policy and Terms of Service apply."

- 3) If you supplied your email in step 2, check your email and click to verify your email
- 4) Kanopy's website will come up and ask you to click Connect.



The screenshot shows a dark-themed confirmation screen. The text reads: "Center Moriches Free Public Library will need to confirm that you are a member." Below this is the text: "Connect below to start watching:". At the bottom center is an orange button with the text "Connect" and a right-pointing arrow.

- 5) Enter your barcode and enjoy the free movies!



The screenshot shows a dark-themed login screen. At the top center is the "kanopy" logo. Below it is the text: "At Center Moriches Free Public Library". Underneath is the text: "Please login to start watching:". Below this is a text input field labeled "Library Card Number:" with a small asterisk. At the bottom center is an orange "Save" button.